



SEAFDEC DEPARTMENT INSTITUTIONAL REPOSITORIES 2020

Based on the recommendations made during the 17th ISP Meeting in 2016, repositories were established by the SEAFDEC Secretariat and respective Departments and available for public access in 2019 to enhance public access to their publications (except AQD that established its repository earlier). During the 20th ISP Meeting in October 2019 and subsequently during the SEAFDEC Inter-Departmental Information Workshop in February 2020, the Secretariat was requested to monitor the performance of SEAFDEC Repositories (Secretariat and all Departments) based on the template agreed among the Departments.

The performance of the SEAFDEC Repositories in 2020 (January-October 2020) could be summarized as follows:

AUDIENCE OVERVIEW:

In the year 2020, SEAFDEC department institutional repositories has 2,413,034 users and there are 281,729 page viewed by the audience

Table 1: SEAFDEC Department Institutional Repositories Audience for the year 2020

2020	Users	Sessions	Page views
SEC	1,747,191	1,750,483	55,550
TD	104,744	107,017	38,527
AQD	559,255	629,971	171,824
MFRDMD	1,711	2,266	13,789
IFRDMD	133	244	2,039
Total	2,413,034	2,489,981	281,729

*Data were collected by Google Analytics between 1 January and 31 October 2020

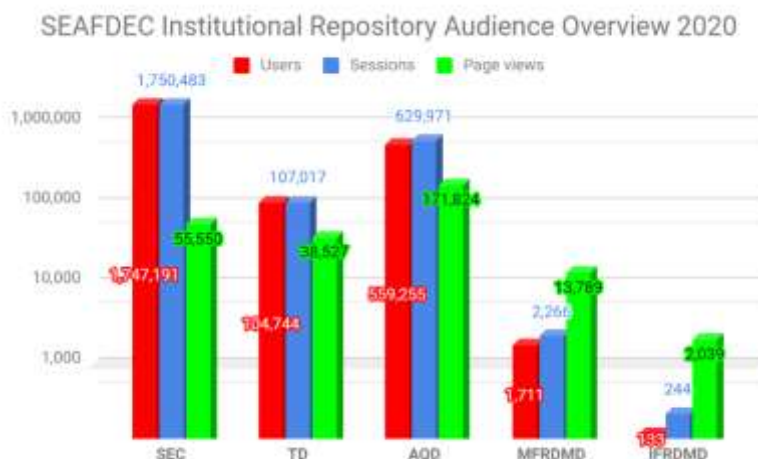


Figure 1: SEAFDEC Department Institutional Repositories Audience Overview 2020

AUDIENCE ACCESS FROM SEAFDEC AND NON-MEMBER COUNTRIES

For the year 2020, SEAFDEC department repositories have 249,185 users access from **Member Countries (10.3 %)**, while there are 2,163,849 users access from **non-Member Countries (89.7 %)**.

Table 2: Audience from SEAFDEC Member Countries in the year 2020

Rank	Total	SEC	TD	AQD	MFRDMD	IFRDMD
1	Philippines	Philippines	Thailand	Philippines	Malaysia	Indonesia
	165,060	21,517	12,786	141,882	495	48
2	Thailand	Malaysia	Philippines	Malaysia	Thailand	Philippines
	25,103	7,437	1,564	12,729	69	29
3	Malaysia	Thailand	Japan	Indonesia	Philippines	Thailand
	21,681	6,625	1,135	6,931	68	21
4	Indonesia	Indonesia	Malaysia	Thailand	Indonesia	Japan
	11,121	3,619	1,020	5,602	64	3
5	Singapore	Viet Nam	Indonesia	Singapore	Japan	
	7,116	2,776	459	5,362	45	
6	Viet Nam	Japan	Viet Nam	Viet Nam	Myanmar	
	6,666	2,302	414	3,468	29	
7	Japan	Singapore	Singapore	Japan	Singapore	
	6,339	1,512	255	2,854	17	
8	Myanmar	Myanmar	Myanmar	Myanmar	Viet Nam	
	3,208	1,386	253	1,540	8	
9	Cambodia	Cambodia	Cambodia	Cambodia	Brunei	
	1,573	756	150	664	6	
10	Brunei	Lao PDR	Lao PDR	Brunei	Cambodia	
	731	459	42	460	3	
11	Lao PDR	Brunei	Brunei	Lao PDR	Lao PDR	
	557	265	0	56	0	
Total	249,185	48,654	18,078	181,548	804	101

*Data were collected by Google Analytics between 1 January and 31 October 2020

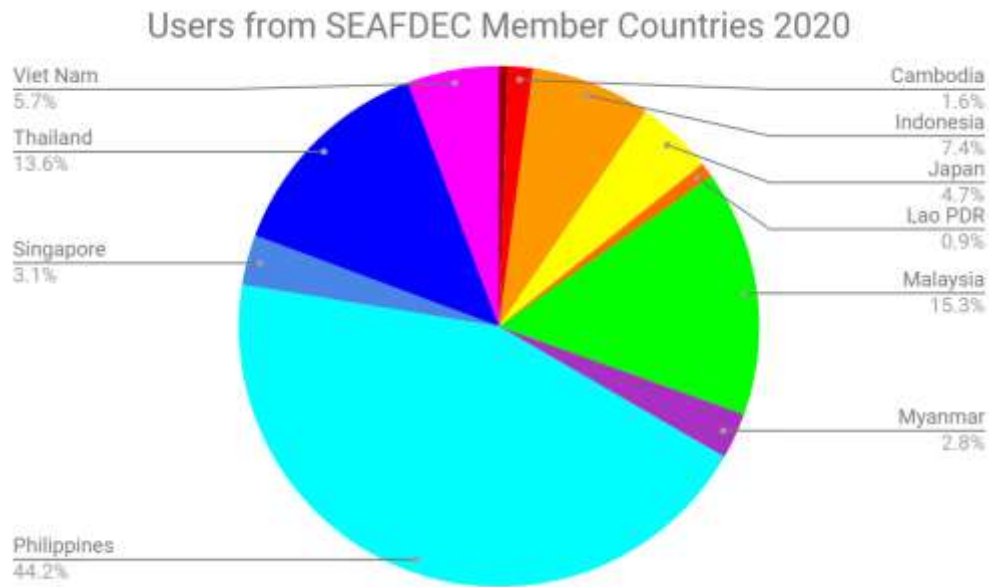


Figure 2: Users access from SEAFDEC Member Countries in the year 2020

Table 3: Top 10 Audience from Non-SEAFDEC Member Countries in the year 2020

Rank	Total	SEC	TD	AQD	MFRDMD	IFRDMD
1	USA	USA	USA	France	China	Italy
	586,913	488,384	16,262	99,291	590	2
2	France	France	France	USA	USA	Austria
	463,096	350,223	13,571	82,162	105	1
3	Netherland	Netherlands	Hong Kong	Hong Kong	Taiwan	China
	276,864	270,411	3,173	30,835	16	1
4	Hong Kong	Cyprus	China	India	UK	
	135,183	103,276	639	28,195	12	
5	Cyprus	Hong Kong	India	China	France	
	103,276	101,175	575	18,187	11	
6	Germany	Germany	Netherlands	Germany	Canada	
	53,519	46,563	528	6,956	9	
7	China	Ukraine	Czechia	Netherlands	Australia	
	35,752	16,801	377	5,925	8	

Rank	Total	SEC	TD	AQD	MFRDMD	IFRDMD
8	India	China	Russia	Russia	Sri Lanka	
	28,777	16,355	280	4,559	8	
9	Ukraine	UAE	UK	Australia	India	
	19,837	9,705	242	3,095	7	
10	Russia	Russia	Australia	Ukraine	Greece	
	13,558	8,719	209	3,036	6	

*Data were collected by Google Analytics between 1 January and 31 October 2020

AUDIENCE ACCESS BY DEVICES

For the year 2020, the majority of users access SEAFDEC department repositories via personal computer (88.7%) followed by smart phones (10.9%) and tablets (0.4%).

Table 4: User by devices in the year 2020

Devices	Users					
	Total	SEC	TD	AQD	MFRDMD	IFRDMD
PC/Laptop	2,142,536	1,618,041	94,624	428,599	1,185	87
Smart Phone	262,278	126,960	9,930	124,949	423	16
Tablet	11,617	6,015	685	4,906	11	0

*Data were collected by Google Analytics between 1 January and 31 October 2020

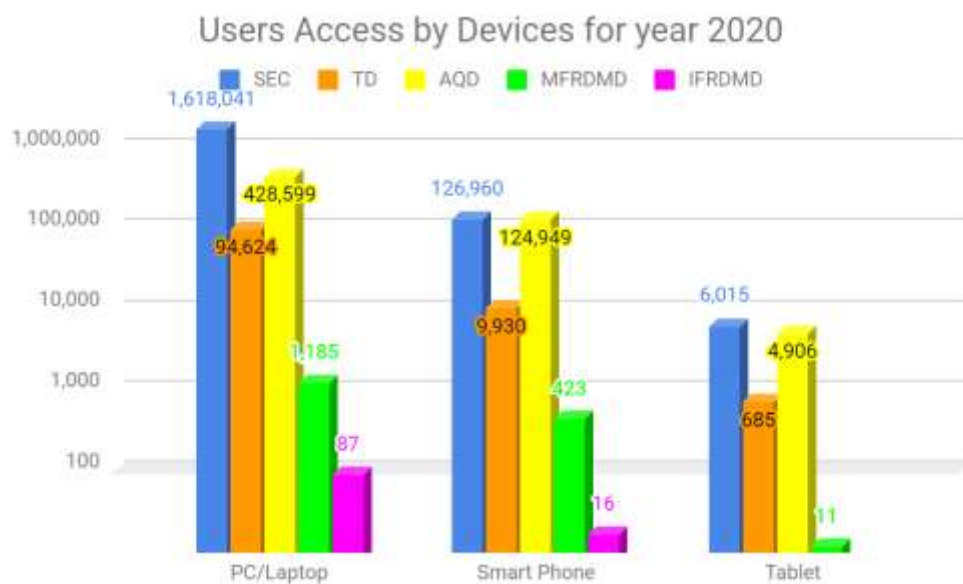


Figure 3: Users by devices for the year 2020

ITEMS DATA

Secretariat and Departments repositories have total download 390,554 times with 403,081 views and 505,087 search times. Moreover, Secretariat and departments had deposited 889 items during the year 2020.

Table 5: SEAFDEC Departments Institutional Repositories Items Data in the year 2020

2020	Downloads	Views	Searches	Item Archived
SEC	81,613	142,449	175,765	79
TD	20,184	32,078	53,499	448
AQD	281,493	220,746	226,217	233
MFRDMD	7,246	7,503	49,380	121
IFRDMD	18	305	226	8
Total	390,554	403,081	505,087	889

*Data were collected by Repository SOLR queries between 1 January and 31 October 2020

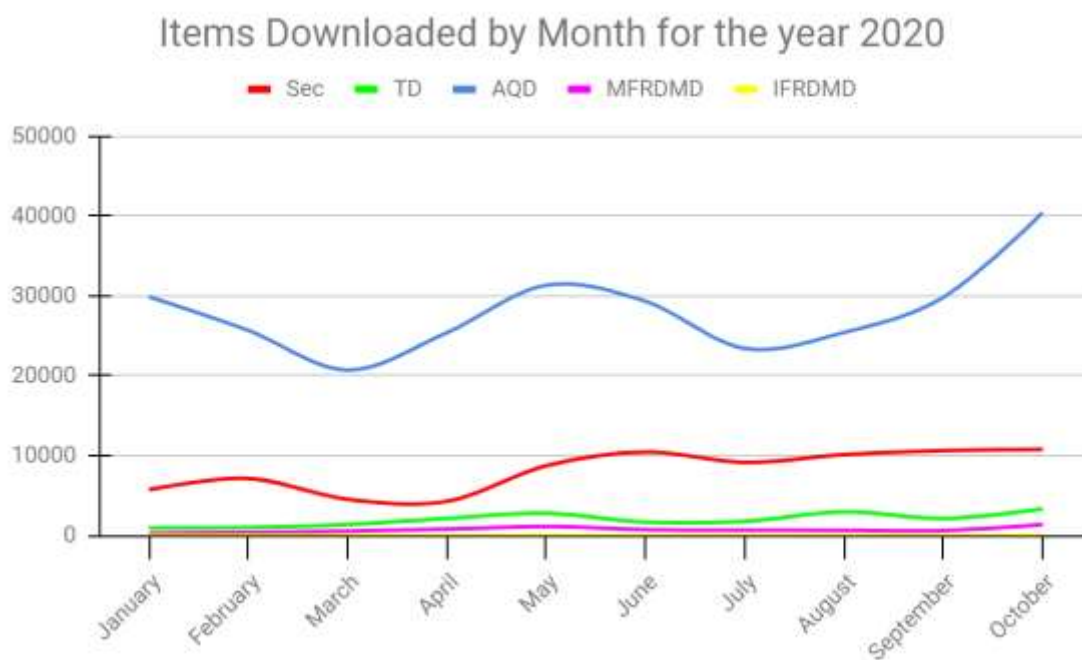


Figure 4: Items downloaded by month for the year 2020

DOWNLOADED ITEM DATA

Table 6: Top 10 item downloaded from SEAFDEC Department Repositories in the year 2020

SEC	Downloaded	Item Name
	4,932	The Southeast Asian State of Fisheries and Aquaculture 2017
	3,116	Fish for the People Vol. 17 No. 2
	2,995	41PCM Report

	2,226	Mitigating the impacts of climate change: Philippine fisheries in focus (SP9/2)
	2,150	Towards sustainable fisheries development in Southeast Asia: the twenty-year Japanese trust fund saga in SEAFDEC (SP15/3)
	2,141	Menternak ikan siakap
	1,486	Milkfish and Tilapia as biofactories: Potentials and opportunities
	1,425	Assessing the marine biodiversity of Manila bay: Status and strategies for resources management (SP12/1)
	1,422	Towards the sustainability of Southeast Asian fisheries: the role of SEAFDEC during the past 50 years and beyond (SP15/2)
	1,370	55CM Report
TD	2,102	ผลกระทบวิกฤตโควิด19 ชาวประมงพื้นบ้านปรับตัวอย่างไร
	1,202	ชุดเอกสารเผยแพร่เครื่องมือประมงสำหรับนักศึกษามหาวิทยาลัย
	607	Consolidating the Strategies for Fishery Resources Enhancement in Southeast Asia. Proceedings of the Symposium on Strategy for Fisheries Resources Enhancement in the Southeast Asian Region, Pattaya, Thailand, 27-30 July 2015
	551	Tuna Identification Sheet
	546	Trawled Fishes of the Southeast Asian Water - I (100-300 M.)
	540	ชุดเอกสารเผยแพร่ เครื่องมือประมงสำหรับนักศึกษามหาวิทยาลัย "การประมงของประเทศไทยจากอดีตจนถึงห้วงเวลาการออกพระราชกำหนดประมง พ.ศ. 2558"
	460	Report on Fishing Demonstrations of Bagnet and Accordion Trap Gear in Samar Sea
	448	Advance Fisheries Technology Vol.5 No.1
	447	Guideline to Identification of Deep-Sea Crabs
	312	Fishing Gear and Methods in Southeast Asia: I. Thailand (Revisional Edition)
AQD	16,384	Disk diffusion method
	15,736	Bacterial isolation, identification and storage
	5,381	Minimal inhibitory concentration (MIC) test and determination of antimicrobial resistant bacteria
	5,002	Field guide for the edible crustacea of the Philippines
	4,078	Pag-aalaga ng tilapia
	3,376	Genetic, species, and ecosystem diversity

	3,279	Nutritional diseases
	3,245	Soil sampling and preparation for laboratory analysis
	3,206	Aquaculture in the Philippines
	3,087	The use of mangroves in Malaysia
MFRDMD	789	Status Tukun Tiruan di Perairan Terengganu Berdasarkan Penilaian Imej Menggunakan Sonar Pengimbas Sisi
	524	Keadaan Laut Perairan Semenanjung Malaysia Untuk Panduan Nelayan
	419	Identification Guide to Sharks, Rays and Skates of the Southeast Asia Region
	193	THE 4TH CORE EXPERT MEETING ON “COMPARATIVE STUDIES FOR MANAGEMENT OF PURSE SEINE FISHERIES IN THE SOUTHEAST ASIAN REGION”
	119	Field Guide to Fishes and Crustaceans of the Southeast Asian Region
	144	Situation of the stocks in the region (topics and analysed data)
	118	Projek Tukun Perdana Negeri Terengganu Darul Iman 2006-2010
	109	Field Guide to Look-Alike Sharks and Rays Species of the Southeast Asian Region
	106	Field Guide to Important Commercial Marine Fishes of the South China Sea
	109	Sea Turtle Information kit
IFRDMD	11	How to Know it is Anguillid Eels Species
	4	The features of inland fisheries in Southeast Asia: Introduction
	1	Workshop on the Quantitative Study to Estimate Freshwater Fish Stock, Palembang, Indonesia, 21-22 November 2018
	1	The features of inland fisheries in Southeast Asia: Threat to inland waters environment and fisheries
	1	The features of inland fisheries in Southeast Asia: Inland capture fisheries and its status

*Data were collected by Repository SOLR queries between 1 January and 31 October 2020

USER QUERIES DATA

Table 7: Top 10 *keywords from search engines* in the year 2020

SEC	No. of Search	Keyword
	68	ประโยชน์ของเรือ

	67	tagal system
	45	ternakan ikan siakap dalam tangki
	32	ศูนย์พัฒนาการประมงแห่งเอเชียตะวันออกเฉียงใต้
	31	seasofia
	30	makanan udang harimau
	27	การอนุรักษ์สัตว์น้ำ
	25	ternak ikan siakap dalam tangki
	24	sultan fish
	23	tilapia farming philippines pdf
TD	18	อวนลาก
	15	ทรัพยากรสัตว์น้ำ
	9	vms
	7	ซั้งเชือก
	6	vms คือ
	5	ลอบปู
	5	เครื่องมือประมง
	4	ซั้งเชือก คือ
	4	ศูนย์พัฒนาการประมงแห่งเอเชียตะวันออกเฉียงใต้
	3	bycatch คือ
AQD	364	isolation of bacteria
	348	disc diffusion method
	341	disk diffusion method
	334	isolation and identification of bacteria
	245	aquaculture in the philippines
	205	antibiotic sensitivity test lab manual
	191	integrated fish farming
	189	nutritional disorders pdf
	182	catfish production in the philippines pdf
	157	bacterial isolation

MFRDMD	207	Toman galang
	163	bandaraya fish
	134	ikan tomang galang
	85	fenomena bayu laut
	81	ulat bulu laut
	45	juara ikan laga
	28	ikan laga juara
	25	ikan bandaraya
	16	izyan liyana
	13	junaidi ladyana
IFRDMD	n/a	n/a

*Data were collected by Google Analytics between 1 January and 31 October 2020

Table 8: Top 10 *keywords from repositories* in the year 2020

SEC	No. of Search	Keyword
	530	trawl
	115	surimi
	55	fish for the people
	45	fish farming manual
	40	Chanos chanos
	37	seasofia
	35	gender
	34	Fishery Resources Enhancement
	33	SEASOFIA
	32	Fish for the People 2012
	TD	38
32		FISHING GEAR AND METHODS
32		safety
23		fishing gear
19		Calculations for fishing gear designs

	19	inland fishes of myanmar
	18	RIHN
	16	cruise report
	14	TD/RES/98
	14	gillnet
AQD	146	feed formulation
	135	Algae
	134	zooplankton
	103	Preparation of natural food for Milkfish
	99	JIRCAS
	81	Oyster spats
	80	mudcrab
	80	tilapia
	68	ayungin morphology
	58	abalone
MFRDMD	46	Proceedings of the Regional Technical Consultation
	44	Field Guide to Fishes and Crustaceans of the Southeast Asian Region 2018
	30	Report of the SEAFDEC- ASEAN Regional Workshop
	30	penyelidikan tUKUN tIRUAN DASAR IEMBUT DI mELAKA 2008
	30	Standardized operating Procedure for data collection and the analysis of the neritic Tunas
	28	Fishing gears philippines
	28	The Tuna Fisheries Statistics for the south China sea Area
	27	Penyelidikan dan Pembangunan Rekabentuk Pembinaan Tukun Tiruan di Malaysia 1975-2017
	27	Report of the First SEAFDEC Meeting on Regional Sea Turtle
	27	Report of the first asean-seafdec regional technical consultation on information gathering for inland capture fisheries in the asean countries corus
IFRDMD	4	High prevail of non-native fish species in a remote region of the Mamberamo River, Indonesia

	3	Challenges balancing fisheries resource management and river development in Indonesia
	2	How to Know it is Anguillid Eels Species
	2	IFRDMD Supports the Indonesian Ministry Regulation on Anguillid Eel Resources
	2	Ifrdmd supports
	2	The Making of a Center of Excellence in Science and Technology on Inland Fisheries Management
	2	The making of
	2	biological
	2	researchers tag
	2	understanding

*Data were collected by Repository SOLR queries between 1 January and 31 October 2020

REQUIRED CONSIDERATION OF THE 21ISP

- 1) To take note on the progress and monitoring of SEAFDEC Institutional Repositories
- 2) To provide suggestion on the modification of template of monitoring of SEAFDEC Institutional Repositories for future improvement